

Item no.: 281-101
 Product description: 2-CONDUCTOR THROUGH TERMINAL BLOCK; LATERAL MARKING; CARRIER RAIL DIN 35; SIDE-ENTRY; CAGE CLAMP® CONNECTION; HORIZONTAL TYPE



Packing unit 100 pieces











Cross section from [mm ²]	0.08 mm ²
Cross section to [mm ²]	4 mm ²
Cross section from [AWG]	28 AWG
Cross section to [AWG]	12 AWG
Connection method	CAGE CLAMP® CONNECTION
Voltage CSA	600 V
Voltage UL	600 V
Current rating UL	20 A
Current rating CSA	65 A
Measured voltage EN	800 V
Measured shock voltage	8 kV
Pollution degree	3
Current intensity EN	32 A
Weight	5.934 g
Color	gray
Wiring type	Side-entry
No. of connection Points	2
No. of potentials	1
Height	32.5 mm
Height	1.28 in
Width	6 mm
Width	0.236 in









Depth	1.67 in
Strip length from	9 mm
Strip length to	10 mm
Strip length	0.37 in

CARRIER RAIL

















	210-112	STEEL CARRIER RAIL; 35 X 7.5 MM, 1 MM / 0.039 IN THICK; SLOTTED	YELLOW WITH CHROME
	210-113	STEEL CARRIER RAIL; 35 X 7.5 MM, 1 MM / 0.039 IN THICK; UNSLOTTED	YELLOW WITH CHROME
	210-114	STEEL CARRIER RAIL; 35 X 15 MM, 1.5 MM / 0.059 IN THICK; UNSLOTTED	YELLOW WITH CHROME
	210-118	STEEL CARRIER RAIL; 35 X 15 MM, 2.3 MM / 0.091 IN THICK; UNSLOTTED	YELLOW WITH CHROME
	210-162	STEEL CARRIER RAIL; 35 X 7.5 MM, 1 MM / 0.039 IN THICK; SLOTTED	YELLOW WITH CHROME
	210-196	ALUMINUM CARRIER RAIL; 35 X 7.5 MM, 1.5 MM / 0.059 IN THICK; UNSLOTTED	ALUMINUM
	210-197	STEEL CARRIER RAIL; 35 X 15 MM, 1.5 MM / 0.059 IN THICK; SLOTTED	YELLOW WITH CHROME
	210-198	COPPER CARRIER RAIL; 35 X 15 MM, 2.3 MM / 0.091 IN THICK; UNSLOTTED	COPPER
	210-229	STEEL CARRIER RAIL; 35 X 7.5 MM, 1 MM / 0.039 IN THICK; UNSLOTTED	YELLOW WITH CHROME
	210-504	STEEL CARRIER RAIL; 35 X 7.5 MM, 1 MM / 0.039 IN THICK; TIN-PLATED	GALVANIZED
	210-505	STEEL CARRIER RAIL; 35 X 7.5 MM, 1 MM / 0.039 IN THICK; TIN-PLATED	GALVANIZED
	210-506	STEEL CARRIER RAIL; 35 X 15 MM, 1.5 MM / 0.059 IN THICK; TIN-PLATED	GALVANIZED
	210-508	STEEL CARRIER RAIL; 35 X 15 MM, 1.5 MM / 0.059 IN THICK; TIN-PLATED	GALVANIZED
	210-548	STEEL CARRIER RAIL; 35 X 15 MM, 2.3 MM / 0.091 IN THICK; UNSLOTTED	

END PLATE













	281-301	END AND INTERMEDIATE PLATE; 3 MM / 0.117 IN THICK	gray
	281-302	END AND INTERMEDIATE PLATE; 3 MM / 0.117 IN THICK	orange
	281-322	SEPARATOR PLATE; 2 MM / 0.079 IN THICK; OVERSIZED	orange
	281-332	SEPARATOR PLATE; 2 MM / 0.079 IN THICK; OVERSIZED	gray
	281-333	INTERMEDIATE PLATE; 1 MM / 0.039 IN THICK; FOR TERMINAL BLOCKS 4/2.5/1.5 MM ² /AWG 12/14/15 ONLY	gray
	281-336	INTERMEDIATE PLATE; 1 MM / 0.039 IN THICK; FOR TERMINAL BLOCKS 4/2.5/1.5 MM ² /AWG 12/14/15 ONLY	orange

general accessory



	209-100	CARRIER FOR SPARE ADJACENT JUMPERS; SUITABLE FOR ADJACENT JUMPER SERIES 279-284, BANANENSTECKER SERIES 215; CARRIER RAIL DIN 35	gray
	209-106	HOLD BLOCK; FOR ISOLATED MOUNTING ON DIN 35 RAIL; CARRIER RAIL DIN 35	gray
	209-170	TEST PLUG; FOR TEST PLUG 4 MM / 0.157 IN Ø; SUITABLE FOR TERMINAL BLOCKS 1.5 MM ² - 10 MM ²	gray
	209-196	SPARE FIXING / RETAINING SCREWS	No criteria available
	210-141	OPERATING TOOL; FOR TERMINAL BLOCKS SIDE ENTRY, SERIES 281, 282, 283, 284	No criteria available
	210-182	OPERATING STICKER; FOR SIDE-ENTRY RAIL-MOUNTED TERMINAL BLOCKS; SERIES 279 TO 284	No criteria available
	210-257	SCREWDRIVER; 3.5 X 0.5 MM / 0.137 X 0.019 IN; SHORT	No criteria available
	210-549	SPARE KNURLED NUT	No criteria available
	210-620	Type 2, bar (3,5 x 0,5) mm	No criteria available
	249-130	SYRINGE; CONTENT: 20 ml ALU-PLUS CONTACT PASTE	No criteria available
	280-404	TEST PLUG ADAPTER; 5 MM / 0.197 IN WIDE; FOR TEST PLUG 210-137 (2.3 MM / 0.091 IN Ø)	gray
	281-407	TEST PLUG; 6 MM / 0.236 IN WIDE; NOMINAL CURRENT 24 A	gray
	709-153	COVER; TYPE 1; FITTED FOR SERIES 264, 269, 279 TO 282, 880	transparent
	709-167	COVER CARRIER; TYPE 1; FITTED FOR SERIES 264, 269, 279 TO 282, 880	gray

JUMPER

	280-402	ADJACENT JUMPER; NOMINAL CURRENT 24 A; INSULATED	gray
	281-402	ADJACENT JUMPER; NOMINAL CURRENT 32 A; INSULATED	gray
	281-409	ALTERNATE JUMPER; NOMINAL CURRENT 24 A; INSULATED	gray
	281-422	ADJACENT JUMPER; NOMINAL CURRENT 32 A; INSULATED	YELLOW-GREEN
	283-414	STEP-DOWN JUMPER; 16 MM ² /AWG 6 --> 4 MM ² /AWG 12; NOMINAL CURRENT 32 A	gray
	284-413	STEP-DOWN JUMPER; 284/282 --> 282/281; NOMINAL CURRENT 30 A	gray
	284-414	STEP-DOWN JUMPER; 284/282 --> 281/280/279; NOMINAL CURRENT 15 A	gray
	781-452	STAGGERED JUMPER; FROM 1 TO 2; WIDTH 6 MM / 0.236 IN	gray
	781-453	STAGGERED JUMPER; FROM 1 TO 3; WIDTH 6 MM / 0.236 IN	gray
	781-454	STAGGERED JUMPER; FROM 1 TO 4; WIDTH 6 MM / 0.236 IN	gray
	781-455	STAGGERED JUMPER; FROM 1 TO 5; WIDTH 6 MM / 0.236 IN	gray
	781-456	STAGGERED JUMPER; FROM 1 TO 6; WIDTH 6 MM / 0.236 IN	gray

Data sheet vom 03.08.2006

PROTECTIVE WARNING MARKER












281-405

PROTECTIVE WARNING MARKER; WITH HIGH VOLTAGE
SYMBOL, BLACK; FOR 5 TERMINAL BLOCKS

yellow

PUSH-IN TYPE WIRE JUMPERS












	210-103	WIRE COMMONING CHAIN; INSULATED; 50 CONNECTIONS	black
	210-123	WIRE COMMONING CHAIN; INSULATED; 50 CONNECTIONS	blue
	249-123	PUSH-IN TYPE WIRE JUMPERS; L= 180 MM / 7.087; CONDUCTOR CROSS SECTION 0.75MM ² / AWG 18	No criteria available
	249-125	PUSH-IN TYPE WIRE JUMPERS; WIRE LENGTH 60 MM / 2.362 IN; CONDUCTOR CROSS SECTION 0.75MM ² / AWG 18	No criteria available
	249-126	PUSH-IN TYPE WIRE JUMPERS; WIRE LENGTH 110 MM / 4.331 IN; CONDUCTOR CROSS SECTION 0.75MM ² / AWG 18	No criteria available
	249-127	PUSH-IN TYPE WIRE JUMPERS; WIRE LENGTH 250 MM / 9.843 IN; CONDUCTOR CROSS SECTION 0.75MM ² / AWG 18	No criteria available
	709-110	WIRE COMMONING CHAIN; INSULATED; 4 CONNECTIONS	black
	709-111	WIRE COMMONING CHAIN; INSULATED; 3 CONNECTIONS	black
	709-112	WIRE COMMONING CHAIN; INSULATED; 3 CONNECTIONS	black

QUICK MARKING SYSTEM



	209-501	WSB QUICK MARKING SYSTEM; PLAIN; FOR WIDTH 5 - 17.5 MM	white
	793-501	WMB MULTI MARKING SYSTEM; PLAIN; FOR WIDTH 5 - 17.5 MM	white
	793-5501	WMB MULTI MARKING SYSTEM; PLAIN; FOR WIDTH 5 - 17.5 MM	white
	209-501/000-002	WSB QUICK MARKING SYSTEM; PLAIN; FOR WIDTH 5 - 17.5 MM	yellow
	209-501/000-005	WSB QUICK MARKING SYSTEM; PLAIN; FOR WIDTH 5 - 17.5 MM	red
	209-501/000-006	WSB QUICK MARKING SYSTEM; PLAIN; FOR WIDTH 5 - 17.5 MM	blue
	209-501/000-007	WSB QUICK MARKING SYSTEM; PLAIN; FOR WIDTH 5 - 17.5 MM	gray
	209-501/000-012	WSB QUICK MARKING SYSTEM; PLAIN; FOR WIDTH 5 - 17.5 MM	orange
	209-501/000-017	WSB QUICK MARKING SYSTEM; PLAIN; FOR WIDTH 5 - 17.5 MM	light green
	209-501/000-023	WSB QUICK MARKING SYSTEM; PLAIN; FOR WIDTH 5 - 17.5 MM	green
	209-501/000-024	WSB QUICK MARKING SYSTEM; PLAIN; FOR WIDTH 5 - 17.5 MM	violet
	793-501/000-006	WMB MULTI MARKING SYSTEM; PLAIN; FOR WIDTH 5 - 17.5 MM	blue
	793-501/000-005	WMB MULTI MARKING SYSTEM; PLAIN; FOR WIDTH 5 - 17.5 MM	red
	793-501/000-002	WMB MULTI MARKING SYSTEM; PLAIN; FOR WIDTH 5 - 17.5 MM	yellow
	793-501/000-007	WMB MULTI MARKING SYSTEM; PLAIN; FOR WIDTH 5 - 17.5 MM	gray
	793-501/000-012	WMB MULTI MARKING SYSTEM; PLAIN; FOR WIDTH 5 - 17.5 MM	orange
	793-501/000-017	WMB MULTI MARKING SYSTEM; PLAIN; FOR WIDTH 5 - 17.5 MM	light green
	793-501/000-023	WMB MULTI MARKING SYSTEM; PLAIN; FOR WIDTH 5 - 17.5 MM	green

QUICK MARKING SYSTEM

	793-501/000-024	WMB MULTI MARKING SYSTEM; PLAIN; FOR WIDTH 5 - 17.5 MM	violet
	793-5501/000-002	WMB MULTI MARKING SYSTEM; PLAIN; FOR WIDTH 5 - 17.5 MM	yellow
	793-5501/000-005	WMB MULTI MARKING SYSTEM; PLAIN; FOR WIDTH 5 - 17.5 MM	red
	793-5501/000-006	WMB MULTI MARKING SYSTEM; PLAIN; FOR WIDTH 5 - 17.5 MM	blue
	793-5501/000-007	WMB MULTI MARKING SYSTEM; PLAIN; FOR WIDTH 5 - 17.5 MM	gray
	793-5501/000-012	WMB MULTI MARKING SYSTEM; PLAIN; FOR WIDTH 5 - 17.5 MM	orange
	793-5501/000-017	WMB MULTI MARKING SYSTEM; PLAIN; FOR WIDTH 5 - 17.5 MM	light green
	793-5501/000-023	WMB MULTI MARKING SYSTEM; PLAIN; FOR WIDTH 5 - 17.5 MM	green
	793-5501/000-024	WMB MULTI MARKING SYSTEM; PLAIN; FOR WIDTH 5 - 17.5 MM	violet

SCREWLESS END STOP



249-116

SCREWLESS END STOP; 6 MM / 0.236 IN WIDE; CARRIER
RAIL DIN 35

gray



249-117

SCREWLESS END STOP; 10 MM / 0.394 IN WIDE; CARRIER
RAIL DIN 35

gray

© WAGO Kontakttechnik GmbH & Co. KG

Specifications are subject to changes and errors may be expected