

Item no.: 282-601
 Product description: 2-CONDUCTOR THROUGH TERMINAL BLOCK; LATERAL MARKING; CARRIER RAIL DIN 35; FRONT-ENTRY; CAGE CLAMP® CONNECTION; HORIZONTAL TYPE













Packing unit 50 pieces

Cross section from [mm ²]	0.2 mm ²
Cross section to [mm ²]	6 mm ²
Cross section from [AWG]	24 AWG
Cross section to [AWG]	10 AWG
Connection method	CAGE CLAMP® CONNECTION
Voltage CSA	600 V
Voltage UL	600 V
Current rating UL	30 A
Measured voltage EN	800 V
Measured shock voltage	8 kV
Pollution degree	3
Current intensity EN	41 A
Weight	13.26 g
Color	gray
Wiring type	Front-entry
No. of connection Points	2
No. of potentials	1
Height	31.5 mm
Height	1.24 in
Width	8 mm
Width	0.315 in
Depth	62 mm









Strip length from	12 mm
Strip length to	13 mm
Strip length	0.49 in

CARRIER RAIL

	210-112	STEEL CARRIER RAIL; 35 X 7.5 MM, 1 MM / 0.039 IN THICK; SLOTTED	YELLOW WITH CHROME
	210-113	STEEL CARRIER RAIL; 35 X 7.5 MM, 1 MM / 0.039 IN THICK; UNSLOTTED	YELLOW WITH CHROME
	210-114	STEEL CARRIER RAIL; 35 X 15 MM, 1.5 MM / 0.059 IN THICK; UNSLOTTED	YELLOW WITH CHROME
	210-118	STEEL CARRIER RAIL; 35 X 15 MM, 2.3 MM / 0.091 IN THICK; UNSLOTTED	YELLOW WITH CHROME
	210-162	STEEL CARRIER RAIL; 35 X 7.5 MM, 1 MM / 0.039 IN THICK; SLOTTED	YELLOW WITH CHROME
	210-196	ALUMINUM CARRIER RAIL; 35 X 7.5 MM, 1.5 MM / 0.059 IN THICK; UNSLOTTED	ALUMINUM
	210-197	STEEL CARRIER RAIL; 35 X 15 MM, 1.5 MM / 0.059 IN THICK; SLOTTED	YELLOW WITH CHROME
	210-198	COPPER CARRIER RAIL; 35 X 15 MM, 2.3 MM / 0.091 IN THICK; UNSLOTTED	COPPER
	210-229	STEEL CARRIER RAIL; 35 X 7.5 MM, 1 MM / 0.039 IN THICK; UNSLOTTED	YELLOW WITH CHROME
	210-504	STEEL CARRIER RAIL; 35 X 7.5 MM, 1 MM / 0.039 IN THICK; TIN-PLATED	GALVANIZED
	210-505	STEEL CARRIER RAIL; 35 X 7.5 MM, 1 MM / 0.039 IN THICK; TIN-PLATED	GALVANIZED
	210-506	STEEL CARRIER RAIL; 35 X 15 MM, 1.5 MM / 0.059 IN THICK; TIN-PLATED	GALVANIZED
	210-508	STEEL CARRIER RAIL; 35 X 15 MM, 1.5 MM / 0.059 IN THICK; TIN-PLATED	GALVANIZED
	210-548	STEEL CARRIER RAIL; 35 X 15 MM, 2.3 MM / 0.091 IN THICK; UNSLOTTED	










END PLATE









	282-316	END AND INTERMEDIATE PLATE; 4 MM / 0.157 IN THICK	gray
	282-317	END AND INTERMEDIATE PLATE; 4 MM / 0.157 IN THICK	orange
	282-327	SEPARATOR PLATE; 2 MM / 0.079 IN THICK; OVERSIZED	orange
	282-337	SEPARATOR PLATE; 2 MM / 0.079 IN THICK; OVERSIZED	gray
	284-334	COVER PLATE; 1 MM / 0.039 IN THICK; FOR 2-,3- AND 4-CONDUCTOR TERMINAL BLOCKS	gray
	284-344	COVER PLATE; 1 MM / 0.039 IN THICK; FOR 2-,3- AND 4-CONDUCTOR TERMINAL BLOCKS	orange

general accessory



	209-100	CARRIER FOR SPARE ADJACENT JUMPERS; SUITABLE FOR ADJACENT JUMPER SERIES 279-284, BANANENSTECKER SERIES 215; CARRIER RAIL DIN 35	gray
	209-106	HOLD BLOCK; FOR ISOLATED MOUNTING ON DIN 35 RAIL; CARRIER RAIL DIN 35	gray
	209-170	TEST PLUG; FOR TEST PLUG 4 MM / 0.157 IN Ø; SUITABLE FOR TERMINAL BLOCKS 1.5 MM ² - 10 MM ²	gray
	209-196	SPARE FIXING / RETAINING SCREWS	No criteria available
	210-186	OPERATING STICKER; FOR FRONT-ENTRY RAIL-MOUNTED TERMINAL BLOCKS; SERIES 279 TO 285	No criteria available
	210-549	SPARE KNURLED NUT	No criteria available
	210-621	Type 3, bar (5,5 x 0,8) mm	No criteria available
	709-153	COVER; TYPE 1; FITTED FOR SERIES 264, 269, 279 TO 282, 880	transparent
	709-167	COVER CARRIER; TYPE 1; FITTED FOR SERIES 264, 269, 279 TO 282, 880	gray

JUMPER

	282-402	ADJACENT JUMPER; NOMINAL CURRENT 41 A; INSULATED	gray
	282-409	ALTERNATE JUMPER; NOMINAL CURRENT 41 A; INSULATED	gray
	282-422	ADJACENT JUMPER; NOMINAL CURRENT 41 A; INSULATED	YELLOW-GREEN
	282-424	ADJACENT JUMPER; NOMINAL CURRENT 41 A; INSULATED	orange
	284-413	STEP-DOWN JUMPER; 284/282 --> 282/281; NOMINAL CURRENT 30 A	gray
	284-414	STEP-DOWN JUMPER; 284/282 --> 281/280/279; NOMINAL CURRENT 15 A	gray

Data sheet vom 07.07.2006

N-BUSBAR



210-612

WFB CONTINUOUS MARKING STRIPS; FOR SELF-MARKING; 1000 MM / 3' 3 IN LONG

transparent

Data sheet vom 07.07.2006

PROTECTIVE WARNING MARKER






282-415

PROTECTIVE WARNING MARKER; WITH HIGH VOLTAGE
SYMBOL, BLACK; FOR 5 TERMINAL BLOCKS

yellow



















PUSH-IN TYPE WIRE JUMPERS



	210-103	WIRE COMMONING CHAIN; INSULATED; 50 CONNECTIONS	black
	210-123	WIRE COMMONING CHAIN; INSULATED; 50 CONNECTIONS	blue
	709-110	WIRE COMMONING CHAIN; INSULATED; 4 CONNECTIONS	black
	709-111	WIRE COMMONING CHAIN; INSULATED; 3 CONNECTIONS	black
	709-112	WIRE COMMONING CHAIN; INSULATED; 3 CONNECTIONS	black

QUICK MARKING SYSTEM



	209-185	ADAPTER FOR WFB CONTINUOUS MARKING STRIPS; FOR SNAP-IN FIXING INTO THE MARKER RECEPTACLE	No criteria available
	209-501	WSB QUICK MARKING SYSTEM; PLAIN; FOR WIDTH 5 - 17.5 MM	white
	793-501	WMB MULTI MARKING SYSTEM; PLAIN; FOR WIDTH 5 - 17.5 MM	white
	793-5501	WMB MULTI MARKING SYSTEM; PLAIN; FOR WIDTH 5 - 17.5 MM	white
	209-501/000-002	WSB QUICK MARKING SYSTEM; PLAIN; FOR WIDTH 5 - 17.5 MM	yellow
	209-501/000-005	WSB QUICK MARKING SYSTEM; PLAIN; FOR WIDTH 5 - 17.5 MM	red
	209-501/000-006	WSB QUICK MARKING SYSTEM; PLAIN; FOR WIDTH 5 - 17.5 MM	blue
	209-501/000-007	WSB QUICK MARKING SYSTEM; PLAIN; FOR WIDTH 5 - 17.5 MM	gray
	209-501/000-012	WSB QUICK MARKING SYSTEM; PLAIN; FOR WIDTH 5 - 17.5 MM	orange
	209-501/000-017	WSB QUICK MARKING SYSTEM; PLAIN; FOR WIDTH 5 - 17.5 MM	light green
	209-501/000-023	WSB QUICK MARKING SYSTEM; PLAIN; FOR WIDTH 5 - 17.5 MM	green
	209-501/000-024	WSB QUICK MARKING SYSTEM; PLAIN; FOR WIDTH 5 - 17.5 MM	violet
	793-501/000-006	WMB MULTI MARKING SYSTEM; PLAIN; FOR WIDTH 5 - 17.5 MM	blue
	793-501/000-005	WMB MULTI MARKING SYSTEM; PLAIN; FOR WIDTH 5 - 17.5 MM	red
	793-501/000-002	WMB MULTI MARKING SYSTEM; PLAIN; FOR WIDTH 5 - 17.5 MM	yellow
	793-501/000-007	WMB MULTI MARKING SYSTEM; PLAIN; FOR WIDTH 5 - 17.5 MM	gray
	793-501/000-012	WMB MULTI MARKING SYSTEM; PLAIN; FOR WIDTH 5 - 17.5 MM	orange
	793-501/000-017	WMB MULTI MARKING SYSTEM; PLAIN; FOR WIDTH 5 - 17.5 MM	light green

QUICK MARKING SYSTEM



793-501/000-023 WMB MULTI MARKING SYSTEM; PLAIN; FOR WIDTH 5 - 17.5 MM green



793-501/000-024 WMB MULTI MARKING SYSTEM; PLAIN; FOR WIDTH 5 - 17.5 MM violet



793-5501/000-002 WMB MULTI MARKING SYSTEM; PLAIN; FOR WIDTH 5 - 17.5 MM yellow



793-5501/000-005 WMB MULTI MARKING SYSTEM; PLAIN; FOR WIDTH 5 - 17.5 MM red



793-5501/000-006 WMB MULTI MARKING SYSTEM; PLAIN; FOR WIDTH 5 - 17.5 MM blue



793-5501/000-007 WMB MULTI MARKING SYSTEM; PLAIN; FOR WIDTH 5 - 17.5 MM gray



793-5501/000-012 WMB MULTI MARKING SYSTEM; PLAIN; FOR WIDTH 5 - 17.5 MM orange



793-5501/000-017 WMB MULTI MARKING SYSTEM; PLAIN; FOR WIDTH 5 - 17.5 MM light green



793-5501/000-023 WMB MULTI MARKING SYSTEM; PLAIN; FOR WIDTH 5 - 17.5 MM green



793-5501/000-024 WMB MULTI MARKING SYSTEM; PLAIN; FOR WIDTH 5 - 17.5 MM violet

SCREWLESS END STOP



249-116

SCREWLESS END STOP; 6 MM / 0.236 IN WIDE; CARRIER
RAIL DIN 35

gray



249-117

SCREWLESS END STOP; 10 MM / 0.394 IN WIDE; CARRIER
RAIL DIN 35

gray

Item no.	Admission office	Approval no.	Voltage [V]	Current [A]	Cross section [mm ²]
282-601	ABS	04-HG476175-PDA	800	41	6,0
282-601	BBJ	B/12/700/03	800	41	6,0
282-601	BV	07436/Co	800	41	6,0
282-601	CCA	NL5448	800	41	6,0
282-601	CCA	NL5448	800	30	6
282-601	CSA	154112-1505033	600		24-10
282-601	CSM	017956	800	41	6,0
282-601	DEMKO	78012	750		6
282-601	Dep.MaE	CS4867N	600	40	6
282-601	DNV	E6999	800	41	6,0
282-601	DNV	E7570	800	41	6,0
282-601	GL	17295-00HH	800	41	6
282-601	KEMA	98.2759.05	800		6
282-601	KR	HMB05880-EL001	500/800	10-46	6
282-601	LR	91/20112(E1)	800	41	6,0
282-601	LR	91/20112(E3)	800	41	6,0
282-601	PRS	TE/1219/880590/98	800	41	6,0
282-601	RMR	11130002	800	41	6,0
282-601	RMR	99.00007.250	800	41	6,0
282-601	RosTesT	B09523	800	41	6,0
282-601	SABS	751/82640	750		6
282-601	SABS-EX		550	41	
282-601	SABS-EX	„e“741/85712/W491	550	41	
282-601	UL	E45172	600	30	24-10

Sorting criteria: admission office - approval number

© WAGO Kontakttechnik GmbH & Co. KG

Specifications are subject to changes and errors may be expected