
Item no.: 284-101
 Product description: 2-CONDUCTOR THROUGH TERMINAL BLOCK; LATERAL MARKING; CARRIER RAIL DIN 35; SIDE-ENTRY; CAGE CLAMP® CONNECTION; HORIZONTAL TYPE













Packing unit 50 pieces

Cross section from [mm ²]	0.2 mm ²
Cross section to [mm ²]	10 mm ²
Cross section from [AWG]	24 AWG
Cross section to [AWG]	08 AWG
Connection method	CAGE CLAMP® CONNECTION
Voltage CSA	600 V
Voltage UL	600 V
Current rating CSA	65 A
Measured voltage EN	800 V
Measured shock voltage	8 kV
Pollution degree	3
Current intensity EN	57 A
Current rating UL	50 A
Weight	18.121 g
Color	gray
Wiring type	Side-entry
No. of connection Points	2
No. of potentials	1
Height	41.5 mm
Height	1.63 in
Width	10 mm
Width	0.394 in



Depth	2.05 in
Strip length from	12 mm
Strip length to	13 mm
Strip length	0.49 in

CARRIER RAIL











	210-112	STEEL CARRIER RAIL; 35 X 7.5 MM, 1 MM / 0.039 IN THICK; SLOTTED	YELLOW WITH CHROME
	210-113	STEEL CARRIER RAIL; 35 X 7.5 MM, 1 MM / 0.039 IN THICK; UNSLOTTED	YELLOW WITH CHROME
	210-114	STEEL CARRIER RAIL; 35 X 15 MM, 1.5 MM / 0.059 IN THICK; UNSLOTTED	YELLOW WITH CHROME
	210-118	STEEL CARRIER RAIL; 35 X 15 MM, 2.3 MM / 0.091 IN THICK; UNSLOTTED	YELLOW WITH CHROME
	210-162	STEEL CARRIER RAIL; 35 X 7.5 MM, 1 MM / 0.039 IN THICK; SLOTTED	YELLOW WITH CHROME
	210-196	ALUMINUM CARRIER RAIL; 35 X 7.5 MM, 1.5 MM / 0.059 IN THICK; UNSLOTTED	ALUMINUM
	210-197	STEEL CARRIER RAIL; 35 X 15 MM, 1.5 MM / 0.059 IN THICK; SLOTTED	YELLOW WITH CHROME
	210-198	COPPER CARRIER RAIL; 35 X 15 MM, 2.3 MM / 0.091 IN THICK; UNSLOTTED	COPPER
	210-229	STEEL CARRIER RAIL; 35 X 7.5 MM, 1 MM / 0.039 IN THICK; UNSLOTTED	YELLOW WITH CHROME
	210-504	STEEL CARRIER RAIL; 35 X 7.5 MM, 1 MM / 0.039 IN THICK; TIN-PLATED	GALVANIZED
	210-505	STEEL CARRIER RAIL; 35 X 7.5 MM, 1 MM / 0.039 IN THICK; TIN-PLATED	GALVANIZED
	210-506	STEEL CARRIER RAIL; 35 X 15 MM, 1.5 MM / 0.059 IN THICK; TIN-PLATED	GALVANIZED
	210-508	STEEL CARRIER RAIL; 35 X 15 MM, 1.5 MM / 0.059 IN THICK; TIN-PLATED	GALVANIZED
	210-548	STEEL CARRIER RAIL; 35 X 15 MM, 2.3 MM / 0.091 IN THICK; UNSLOTTED	

END PLATE






	284-301	END AND INTERMEDIATE PLATE; 2.5 MM / 0.098 IN THICK	gray
	284-302	END AND INTERMEDIATE PLATE; 2.5 MM / 0.098 IN THICK	orange
	284-322	SEPARATOR PLATE; 2 MM / 0.079 IN THICK; OVERSIZED	orange
	284-332	SEPARATOR PLATE; 2 MM / 0.079 IN THICK; OVERSIZED	gray
	284-333	COVER PLATE; 1 MM / 0.039 IN THICK	gray
	284-343	COVER PLATE; 1 MM / 0.039 IN THICK	orange

general accessory



	209-100	CARRIER FOR SPARE ADJACENT JUMPERS; SUITABLE FOR ADJACENT JUMPER SERIES 279-284, BANANENSTECKER SERIES 215; CARRIER RAIL DIN 35	gray
	209-106	HOLD BLOCK; FOR ISOLATED MOUNTING ON DIN 35 RAIL; CARRIER RAIL DIN 35	gray
	209-170	TEST PLUG; FOR TEST PLUG 4 MM / 0.157 IN Ø; SUITABLE FOR TERMINAL BLOCKS 1.5 MM ² - 10 MM ²	gray
	209-196	SPARE FIXING / RETAINING SCREWS	No criteria available
	210-141	OPERATING TOOL; FOR TERMINAL BLOCKS SIDE ENTRY, SERIES 281, 282, 283, 284	No criteria available
	210-182	OPERATING STICKER; FOR SIDE-ENTRY RAIL-MOUNTED TERMINAL BLOCKS; SERIES 279 TO 284	No criteria available
	210-549	SPARE KNURLED NUT	No criteria available
	210-621	Type 3, bar (5,5 x 0,8) mm	No criteria available
	709-154	COVER; TYPE 2; FITTED FOR SERIES 280 TO 285, 776, 777, 780 TO 784	transparent
	709-168	COVER CARRIER; TYPE 2; FITTED FOR SERIES 280 TO 285, 776, 777, 780 TO 784	gray

JUMPER

	284-402	ADJACENT JUMPER; NOMINAL CURRENT 57 A; INSULATED	gray
	284-409	ALTERNATE JUMPER; NOMINAL CURRENT 57 A; INSULATED	gray
	284-413	STEP-DOWN JUMPER; 284/282 --> 282/281; NOMINAL CURRENT 30 A	gray
	284-414	STEP-DOWN JUMPER; 284/282 --> 281/280/279; NOMINAL CURRENT 15 A	gray
	284-422	ADJACENT JUMPER; NOMINAL CURRENT 57 A; INSULATED	YELLOW-GREEN

Data sheet vom 03.08.2006

PROTECTIVE WARNING MARKER



284-405

PROTECTIVE WARNING MARKER; WITH HIGH VOLTAGE
SYMBOL, BLACK; FOR 5 TERMINAL BLOCKS

yellow

QUICK MARKING SYSTEM



	209-501	WSB QUICK MARKING SYSTEM; PLAIN; FOR WIDTH 5 - 17.5 MM	white
	793-501	WMB MULTI MARKING SYSTEM; PLAIN; FOR WIDTH 5 - 17.5 MM	white
	793-5501	WMB MULTI MARKING SYSTEM; PLAIN; FOR WIDTH 5 - 17.5 MM	white
	209-501/000-002	WSB QUICK MARKING SYSTEM; PLAIN; FOR WIDTH 5 - 17.5 MM	yellow
	209-501/000-005	WSB QUICK MARKING SYSTEM; PLAIN; FOR WIDTH 5 - 17.5 MM	red
	209-501/000-006	WSB QUICK MARKING SYSTEM; PLAIN; FOR WIDTH 5 - 17.5 MM	blue
	209-501/000-007	WSB QUICK MARKING SYSTEM; PLAIN; FOR WIDTH 5 - 17.5 MM	gray
	209-501/000-012	WSB QUICK MARKING SYSTEM; PLAIN; FOR WIDTH 5 - 17.5 MM	orange
	209-501/000-017	WSB QUICK MARKING SYSTEM; PLAIN; FOR WIDTH 5 - 17.5 MM	light green
	209-501/000-023	WSB QUICK MARKING SYSTEM; PLAIN; FOR WIDTH 5 - 17.5 MM	green
	209-501/000-024	WSB QUICK MARKING SYSTEM; PLAIN; FOR WIDTH 5 - 17.5 MM	violet
	793-501/000-006	WMB MULTI MARKING SYSTEM; PLAIN; FOR WIDTH 5 - 17.5 MM	blue
	793-501/000-005	WMB MULTI MARKING SYSTEM; PLAIN; FOR WIDTH 5 - 17.5 MM	red
	793-501/000-002	WMB MULTI MARKING SYSTEM; PLAIN; FOR WIDTH 5 - 17.5 MM	yellow
	793-501/000-007	WMB MULTI MARKING SYSTEM; PLAIN; FOR WIDTH 5 - 17.5 MM	gray
	793-501/000-012	WMB MULTI MARKING SYSTEM; PLAIN; FOR WIDTH 5 - 17.5 MM	orange
	793-501/000-017	WMB MULTI MARKING SYSTEM; PLAIN; FOR WIDTH 5 - 17.5 MM	light green
	793-501/000-023	WMB MULTI MARKING SYSTEM; PLAIN; FOR WIDTH 5 - 17.5 MM	green

QUICK MARKING SYSTEM



793-501/000-024 WMB MULTI MARKING SYSTEM; PLAIN; FOR WIDTH 5 - 17.5 MM violet



793-5501/000-002 WMB MULTI MARKING SYSTEM; PLAIN; FOR WIDTH 5 - 17.5 MM yellow



793-5501/000-005 WMB MULTI MARKING SYSTEM; PLAIN; FOR WIDTH 5 - 17.5 MM red



793-5501/000-006 WMB MULTI MARKING SYSTEM; PLAIN; FOR WIDTH 5 - 17.5 MM blue



793-5501/000-007 WMB MULTI MARKING SYSTEM; PLAIN; FOR WIDTH 5 - 17.5 MM gray



793-5501/000-012 WMB MULTI MARKING SYSTEM; PLAIN; FOR WIDTH 5 - 17.5 MM orange



793-5501/000-017 WMB MULTI MARKING SYSTEM; PLAIN; FOR WIDTH 5 - 17.5 MM light green



793-5501/000-023 WMB MULTI MARKING SYSTEM; PLAIN; FOR WIDTH 5 - 17.5 MM green



793-5501/000-024 WMB MULTI MARKING SYSTEM; PLAIN; FOR WIDTH 5 - 17.5 MM violet

SCREWLESS END STOP



249-116

SCREWLESS END STOP; 6 MM / 0.236 IN WIDE; CARRIER
RAIL DIN 35

gray



249-117

SCREWLESS END STOP; 10 MM / 0.394 IN WIDE; CARRIER
RAIL DIN 35

gray



Item no.	Admission office	Approval no.	Voltage [V]	Current [A]	Cross section [mm ²]
284-101	ABS	05-HG476175/1-PDA	800	76	10
284-101	BBJ	B/12/700/03	800	76	10
284-101	BV	07436/Co	800	76	10
284-101	CCA	NL5918	800	57	10
284-101	CSA	154112-1536073	600	65	24-8
284-101	CSM	017956	800	76	10
284-101	DEMKO	76761	750		10
284-101	Dep.MaE	CS4869N	600	60	10
284-101	DNV	E7570	800	57	10
284-101	GL	17295-00HH	800	57	10
284-101	KEMA	2085859.13	800	57	10
284-101	KR	HMB05880-EL001	800	63	10
284-101	LR	91/20112(E3)	800	76	10
284-101	PRS	TE/1219/880590/98	800	76	10
284-101	RMR	11130002	800	76	10
284-101	RosTesT	B09523	800	76	10
284-101	UL	E45172	600	50	24-8

Sorting criteria: admission office - approval number

© WAGO Kontakttechnik GmbH & Co. KG

Specifications are subject to changes and errors may be expected