

JZC-33F



20.5×10.6×15.6

COC 03001003510

R50016343  US E160644

Features

- 5A、10A switching capabilities.
- Subminiature, standard PC layout.
- Sealed & Unsealed types available.

Ordering Information

JZC-33F C S 10 DC12V 0.45
 1 2 3 4 5 6

1 Part number: JZC-33F
 2 Contact arrangement: A:1A; C:1C
 3 Enclosure: S:Sealed type; Z:Dust cover

4 Contact current: 3A,5A,10A
 5 Coil rated voltage(V): DC:3,5,6,9,12,18,24
 6 Coil power consumption: 0.2:0.2W; 0.45:0.45W

Contact Data

Contact Arrangement	1A (SPSTNO) 1C (SPDT (B-M))	
Contact Material	Ag Silver Alloy	
Contact Rating(resistive)	1A:5A/250VAC,30VDC;10A/125VAC 1C:NO:5A/250VAC,30VDC;10A/125VAC NC:3A,5A/250VAC,30VDC Motor load:1/4HP 250VAC Lamp load:TV-5	
Max. Switching Power	150W	1250VA
Max. Switching Voltage	30VDC 277VAC	Max.Switching Current:10A
Contact Resistance or Voltage drop	<100mΩ (1A/24VDC)	Item 3.12 of IEC255-7
Operational life	Electrical	10 ⁵ Item 3.30 of IEC255-7
	Mechanical	10 ⁷ Item 3.31 of IEC255-7

Coil Parameter

Dash numbers	Rated voltage VDC		Coil resistance Ω ±10%	Pickup voltage V(max) (75%of rated Volt)	Release voltage VDC(min) (5%of rated Volt)	Coil power consumption W	Operate Time ms	Release Time ms
	Rated	Max.						
003-200	3	3.3	45	2.25	0.15	0.20	<8	<5
005-200	5	5.5	125	3.75	0.25			
006-200	6	6.6	180	4.50	0.30			
009-200	9	9.9	405	6.75	0.45			
012-200	12	13.2	720	9.00	0.60			
018-200	18	19.8	1620	13.5	0.90			
024-200	24	26.4	2880	18.0	1.20			
003-450	3	3.3	20	2.25	0.15	0.45	<8	<5
005-450	5	5.5	56	3.75	0.25			
006-450	6	6.6	80	4.50	0.30			
009-450	9	9.9	180	6.75	0.45			
012-450	12	13.2	320	9.00	0.60			
018-450	18	19.8	720	13.5	0.90			
024-450	24	26.4	1280	18.0	1.20			

CAUTION: 1.The use of any coil voltage less than the rated coil voltage will compromise the operation of the relay.
 2.Pickup and release voltage are for test purposes only and are not to be used as design criteria.

Operation condition

Insulation Resistance	100MΩ min (at 500VDC)	Item 7 of IEC255-5
Dielectric Strength Between contacts Between contact and coil	50Hz 1000V 50Hz 4000V	Item 6 of IEC255-5 Item 6 of IEC255-5
Shock resistance	100m/s ² 11ms	IEC68-2-27 Test Ea
Vibration resistance	10~50Hz double amplitude 1.5mm	IEC68-2-6 Test Fc
Terminals strength	10N	IEC68-2-21 Test Ua2
Solderability	235℃ ± 2℃ 3 ± 0.5s	IEC68-2-20 Test Ta method 1
Ambient Temperature	-40~70℃	
Relative Humidity	95% (at 35℃)	IEC68-2-3Test Ca
Mass	7g	

Qualification inspection:

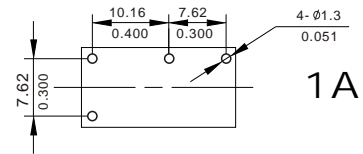
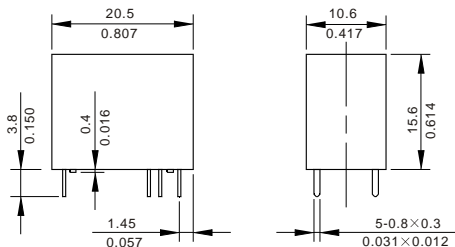
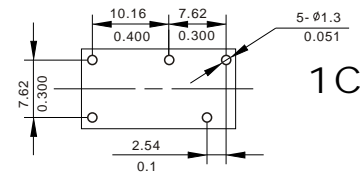
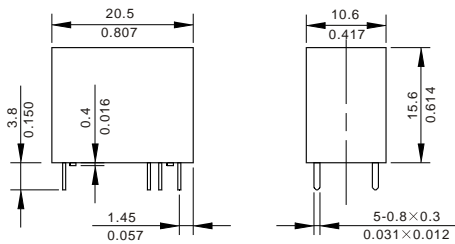
Perform the qualification test as specified in the table IV of IEC255-19-1 and minimum sample size 24.

Safety approvals

Safety approval	UL & CUR	TÜV	CQC
Load	10A/125VAC 5A/250VAC 1/4HP 250VAC TV-5 4.2A/277VAC 1/4HP 277VAC 277VAC 240VAC 120VAC	5A/250VAC, 28VDC	5A/250VAC

Dimensions

mm /inch



Dimensions

Mounting (Bottom view)



1C

1A

Wiring diagram
(Bottom view)

NOTES 1).Dimensions are in millimeters.

2).Inch equivalents are given for general information only.